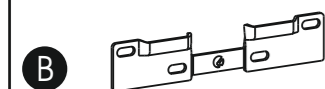



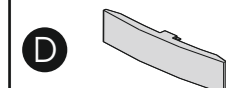
x 1



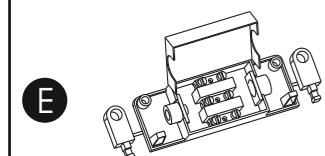
x 1



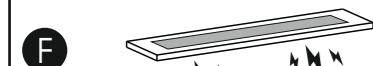
x 2



x 4

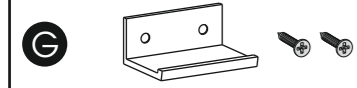


x 1



x 1

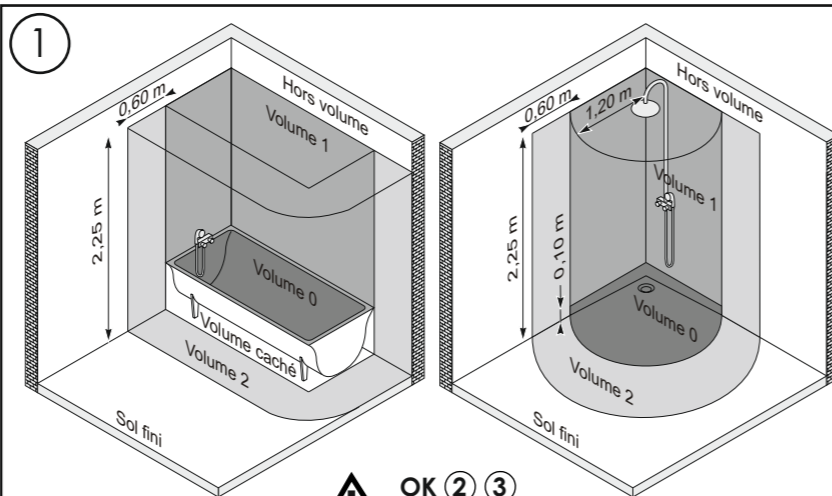
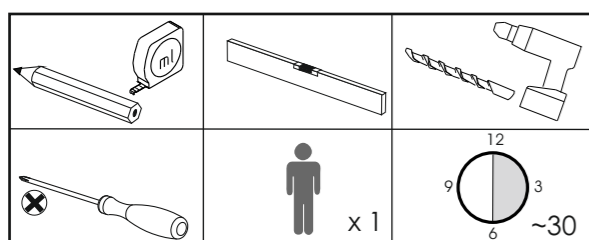
OPTIONNELLE



x 2



I	GB	F	D
Tasselli e viti non inclusi. Utilizzare accessori di fissaggio (da acquistare a parte) adatti alla parete della tua casa.	Wall plugs and screws are not included. Use fixing devices (sold separately) that are suitable for the type of wall in your house.	Chevilles et vis non incluses. Utiliser des dispositifs de fixation mural (vendus séparément) indiqués pour les murs de votre maison.	Dübel und Schrauben nicht inbegriffen. Bitte Schrauben und Dübel entsprechend der Wandbeschaffenheit verwenden (separat erhältlich).



Questo prodotto contiene sorgenti luminose di classe di efficienza F.  
This product contains a light source of energy efficient class F.  
Ce produit contient des sources lumineuses de classe d'efficacité énergétique F.  
Dieses Produkt enthält Lichtquellen der Effizienzklasse F.  
Este producto contiene fuentes de luz de clase de eficiencia F.

IT La specchiera va montata esclusivamente all'interno delle zone di protezione 2-3 quindi al di fuori delle zone di protezione 0-1.  
UK For indoor use only. The mirror may only be installed within protection zone 2-3 therefore out of range of the showerhead (zone 0-1).  
F Le miroir en objet doit obligatoirement être monté à l'intérieur des zones de protection 2-3 c'est-à-dire hors de la zone d'éclaboussure de la douche (zone 0-1).  
D Die Spiegel darf nur innerhalb des Schutzbereiches 2-3 bzw ausbehalld des Spritzwasserbereiches der Brause (Schutzbereich 0-1) angebracht werden.  
E El espejo solo debe instalarse en la zona de proteccion 2-3, fuera de la zona de rociado correspondiente a la ducha o baño (zona 0-1).

Refer to your national electrical safety standards and requirements to establish exactly where it is safe and legal to install the lighting fixture.  
The installation should be carried out by an authorised electrical contractor. The product is made with LED sources. Replacement is not provided. Before starting the installation, always turn off the electrical power.

Refer to your national electrical safety standards and requirements to establish exactly where it is safe and legal to install the lighting fixture.  
The installation should be carried out by an authorised electrical contractor. The product is made with LED sources. Replacement is not provided. Before starting the installation, always turn off the electrical power.

Refer to your national electrical safety standards and requirements to establish exactly where it is safe and legal to install the lighting fixture.  
The installation should be carried out by an authorised electrical contractor. The product is made with LED sources. Replacement is not provided. Before starting the installation, always turn off the electrical power.

Refer to your national electrical safety standards and requirements to establish exactly where it is safe and legal to install the lighting fixture.  
The installation should be carried out by an authorised electrical contractor. The product is made with LED sources. Replacement is not provided. Before starting the installation, always turn off the electrical power.

